

The logo features the text "H2OFitness" in a bold, blue, sans-serif font. The "H2O" is slightly larger and more prominent than "Fitness". The text is enclosed within a white oval, which is itself surrounded by a thick, blue, swooping line that gives a sense of motion or a splash.

**H<sub>2</sub>OFitness**

***Pro Rower H<sub>2</sub>O***

**RX- 750**

**RX- 850**

**RX- 950**

# RX-750 Home Series

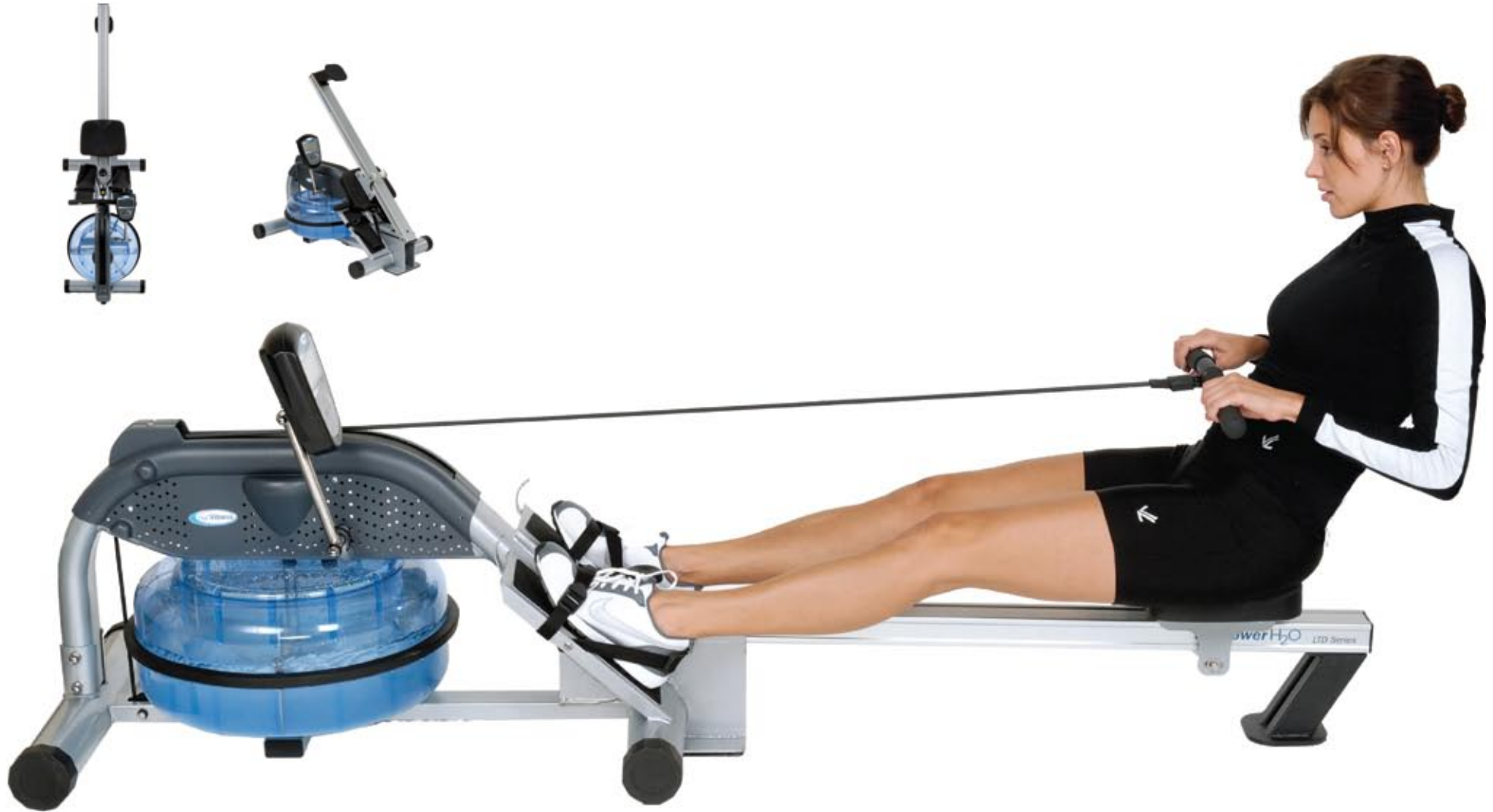
Bringing Commercial Grade Quality to Your Home at an Affordable Price



- Using the same dynamics as actual rowing, the user adjusts the intensity of their workout with "natural adaptive resistance" by either rowing faster or slower, no need for any disruptive mechanical adjustments
- Innovative **Hydro-Power** Drive System provides an incredibly smooth and relaxing "on the water" rowing experience, it feels and sounds just like the real thing
- Easy to adjust pivoting footrests for ease of use, one size fits the entire family
- Large over sized **Easy to Read** display panel that shows; Exercise Time, Distance, 500m split time, Strokes/Min, Calories and Heart Rate. *Includes a built-in heart rate receiver*
- Designed for mobility and compactness, uses less than a 20" x 21" (50 x 55cm) space when stored upright
- Ergonomically designed handgrip for a comfortable workout

# RX-850 LTD Series

Combining Durability & Value to Create the Ultimate Light Commercial Rower



- The perfect blend of industrial design, aesthetics and functionality
- Using the same dynamics as actual rowing, the user adjusts the intensity of their workout with "natural adaptive resistance" by either rowing faster or slower, no need for any disruptive mechanical adjustments
- Innovative **Hydro-Power** System provides an incredibly smooth and relaxing "on the water" rowing experience, it feels and sounds just like the real thing
- Micro-adjustable footrest accommodates a wide variety of users
- Large over sized **Easy to Read** display panel that shows; Exercise Time, Distance, 500m split time, Strokes/Min, Calories and Heart Rate. *Includes a built-in heart rate receiver*
- Compact design requires minimal floor space, folds or stands upright for easy storage and transportation
- Protective shrouds keep the drive mechanism dirt and dust free for virtually no maintenance or adjustments

# RX-950 Club Series

The Titan of Commercial Rowers , built “Club Tough”, Best Warranty in it’s Class




- Designed specifically to meet and exceed the heavy demands of a commercial health club, using corrosion resistant anodized aluminum and stainless steel
- Using the same dynamics as actual rowing, the user adjusts the intensity of their workout with “natural adaptive resistance” by either rowing faster or slower, no need for any disruptive mechanical adjustments
- Innovative **Hydro-Power** Resistance System provides an incredibly smooth and relaxing “on the water” rowing experience, it feels and sounds just like the real thing
- Quick adjustable “pivoting footrest” with a large solid “sure-grip” footpad
- Large over sized **Easy to Read** display panel that shows; Exercise Time, Distance, 500m split time, Strokes/Min, Calories and Heart Rate.  
*Includes a built-in heart rate receiver*
- Dual aluminum seat rails to support a maximum user weight, 550lbs (230 kgs)
- Optional supportive lumbar seat option for just the right amount of back support (shown in photo above)



**"Easy to Read" - Large Display**

- Calories • Distance
- Time • Heart Rate
- SPM • 500M Split Time



Innovative **Hydro-Power** Resistance System provides an incredibly smooth and relaxing "on the water" rowing experience, it feels and sounds just like the real thing

Elevated seat for easy access  
• Optional Lumbar-Support  
Back rest on the RX 950



Protective Shroud for  
Trouble-Free Maintenance



Easy Tilt Frame with Built-in Transport Wheels



Sure-Grip Foot Pad  
with a Quick Adjust  
Heel-Rest



Comfortable Ergo-Fit  
seat on every model

"Polar Compatible"  
Built-in Heart Rate  
Receiver on every model  
\*Chestbelt optional




Best Warranty in it's Class



***"It's All About the Water"***

***Authorized Dealer***



### ***RX - 750***

Overall Dimensions:

Length: 78 in (198 cm)

Width: 22 in (56 cm)

Height: 20 in (51 cm)

Weight: 65 lbs (30 kgs)

Max User's Weight: 350 lbs ( 159 kgs)

Resistance: Variable from 2.5 - 4.5 gals (9 - 17 lits)

### ***RX- 850***

Overall Dimensions:

Length: 84 in (213cm)

Width: 24 in (61 cm)

Height: 22 in (56 cm)

Weight: 94 lbs (42.5 kgs)

Max User's Weight: 450 lbs (204 kgs)

Resistance: Variable from 2.5 - 4.5 gals (9 - 17 lits)

### ***RX- 950***

Overall Dimensions:

Length: 89 in (226 cm)

Width: 26 in (66 cm)

Height: 30 in (76 cm)

Weight: 117 lbs (53 kgs)

Max User's Weight: 550 lbs ( 250 kgs)

Resistance: Variable from 2.5 - 4.5 gals (9 - 17 (lits)

### ***Warranty:***

Metal Frame: Life Time Guarantee

Polycarbonate Tank and Seals: 3 years

Mechanical Components (non-wearing): 2 years

Non-Wearing Components: 2 years

For full details go to ***www.H2O-Fitness.com***



***www. H2O-Fitness.com***